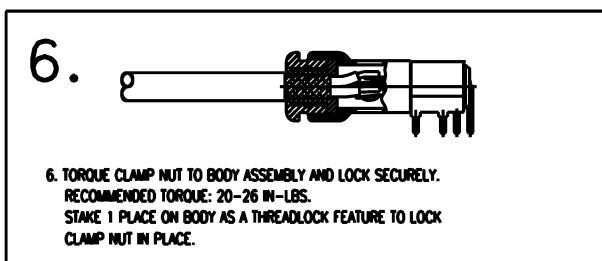
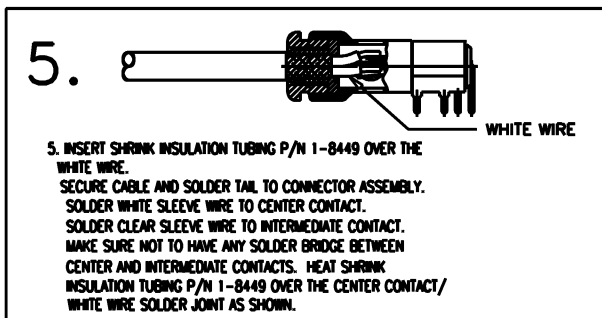
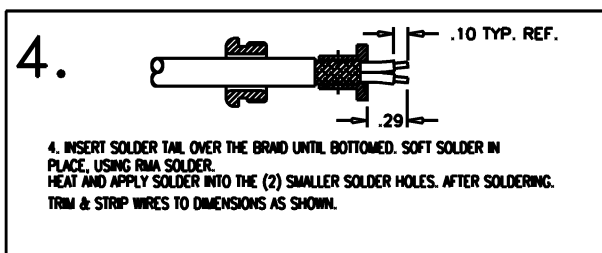
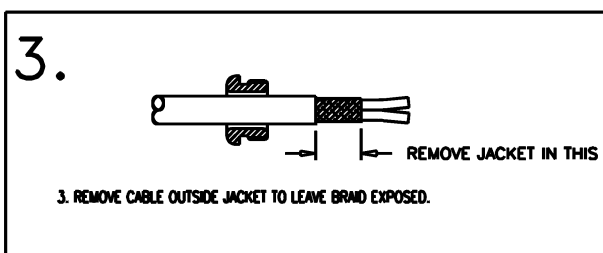
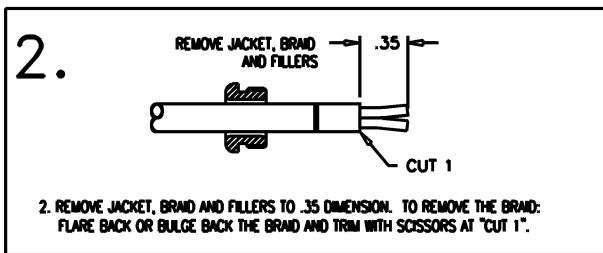
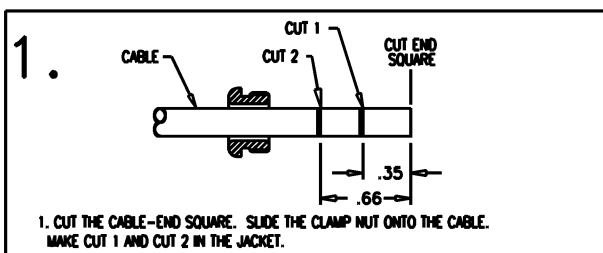


DASH NO.	M CODE	MADE FROM
----------	--------	-----------

3-734

REVISIONS

ISSUE	CHANGES
0	ER 38897 HVN 08/04/03
1	CN 39858 C DRK 03/26/07
2	CN 39870 C PMC 4/3/07



3-661

SCALE	NONE (P1:1)
APPROX SURFACE AREA	
USED ON	1960-1-9
REF:	
CABLING INSTRUCTION	
DRAWN	HVN 08/19/02
DESIGN	DATE
APPR.	DATE

KINGS
ELECTRONICS CO., INC.
ROCK HILL, SOUTH CAROLINA 29730

3-734

UNLESS OTHERWISE SPECIFIED

1. TOLERANCES: FRACTIONS & 2 PLACE DECIMALS ? .010 3 PLACE DECIMALS ? .004 ANGLES ? 1- CONCENTRICITY OF ANY 2 DIAMETERS MAY NOT EXCEED HALF THE SUM OF THEIR TOLERANCES.	2. REMOVE ALL BURRS, BREAK SHARP EDGES .005 MAX. 3. NO FILLETS PERMITTED. 4. SURFACE ROUGHNESS 63 MICRONS RMS MAX. 5. ALL DIMENSIONS PRIOR TO PLATING. 6. ALL PLATING IN ACCORDANCE WITH KER 10004.	7. ALL LEAD THREADS TO BE CHAMFERED 45- TO ROOT DIAMETER. *CRITICAL DIMENSIONS
---	---	--